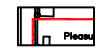
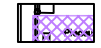



Legend

-  Application Site Boundary
-  Area Where Landscaping Is Reserved
-  Area Where Landscaping, Layout and External Appearance Are Reserved

| | | | | |
|------|-------|------------|-------|----------|
| Rev: | Date: | Amendment: | Name: | Checked: |
| - | - | - | - | - |

■ Status: **Final**

Drawing Based Upon: OS Base Information

Notes: Contractors are not to scale from this drawing. All dimensions to be checked on site and any discrepancies, ambiguities and/or omissions between this drawing and information given elsewhere must be reported to this office. If in doubt, ask.




Malls Court 18 Milton Park Abingdon Oxon OX14 4RP
 T 01235 838200 F 01235 838225 E rps@rpsgroup.com W www.rpsgroup.com

■ Client: Pleasure and Leisure Corporation PLC

Project: The Edge, Great Yarmouth

Title: 'Hybrid' Application Site Plan:
First Floor

Date: 20/03/08 Scale: 1:1,250 Original Paper Size: A3

Drawn: NG Checked: NL Job No: JNP1648B

■ Figure Number: **2b** Rev: -